




STEPHEN HAWKING SCHOOL

The Shopping Basket



Explore the storybook together or enjoy the story being read online:

<https://www.bing.com/videos/search?q=the+shopping+basket+john+burningham++youtube&docid=608023899684668121&mid=C44DB0BDA15E0A04E3D8C44DB0BDA15E0A04E3D8&view=detail&FORM=VIRE>

You can do this each time you do any of the activities below.



Make a list of the foods in the story and go for a hunt in your kitchen to try and find the same ones. Tick them off when you find them.

Extension: Count together the number of oranges, apples, eggs etc. that you find.



Make fruit kebabs or a fruit salad together using apples, oranges and bananas (or fruits that you have). Support your child with cutting and mixing/threading onto skewers. Talk about the colours, smell and if appropriate tastes of the fruits.

Extension- when making fruit kebabs, copy and continue a simple pattern such as orange, apple, orange, apple.



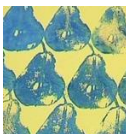
Use a shopping basket or bag to collect food items from your home. These could include some of those in the story.

Extension- Count 1,2,3,4,5 or more of the items into the bag or basket according to your child's understanding of number.

Afterwards, arrange the foods in a triangle pattern as in the story.



Give your child a set of foods to explore using the numbers in the story- 1 plum, 2 tins of beans etc. Encourage them to find and group those that are the same, and make a pattern like the one in the story. Can you make a different pattern?



Use fruits from the story or different fruits to cut in half with support and explore the two halves. Can you fit them back together? Can you match the halves? If you have paint at home, make a picture by printing with the fruits.



Make playdough fruits etc. from the story (see handout on 'Playdough activities' for a recipe).

- Use the play food for sorting and matching
- Using a baking tin for buns, place 1 playdough apple in each section, then 2 playdough oranges, etc.
- Make fruit sequences using the playdough food (e.g. apple, orange, apple, orange, etc.)



Play a simple game with food items and a bag or basket. Cut out the colour spinner at the end of the handout, stick onto card from a used cereal box and push a pencil through the middle. Continue until the bag or basket is full.

Extension- play the same game using a dice (make the one at the end of the handout if you don't have one). Take turns to roll the dice and count that many items into the bag, until it is full.



Set up a simple shop together- you and your child can be the shopkeeper and customer. Collect food items from your home and arrange them in groups of the same. Use 1p coins to pretend to pay for items and put into a bag.

Extension: Write simple price labels, or support your child to do so. Count out the correct number of 1p's to pay for different items.

Also see the Stephen Hawking Outreach handout about setting up a shopping activity.



Use strips of coloured paper or paper cut from wrapping paper or magazines to weave a simple basket picture.

Extension- as you support your child to weave the paper, talk about the position of the strips- over, under, next to.



Play feely bag games with different foods or fruits in your home. Show your child a set of foods with different shapes e.g. banana; orange; packet of biscuits; box of cereal; tin of tuna. Ask them to close their eyes, take away all the items and put one in a bag that is not transparent. Encourage them to explore the item in the bag and say which of the items they think it is.

Extension- encourage your child to describe the shape of the item, or answer yes no questions about this e.g. "Is it pointy/round/square/flat?"



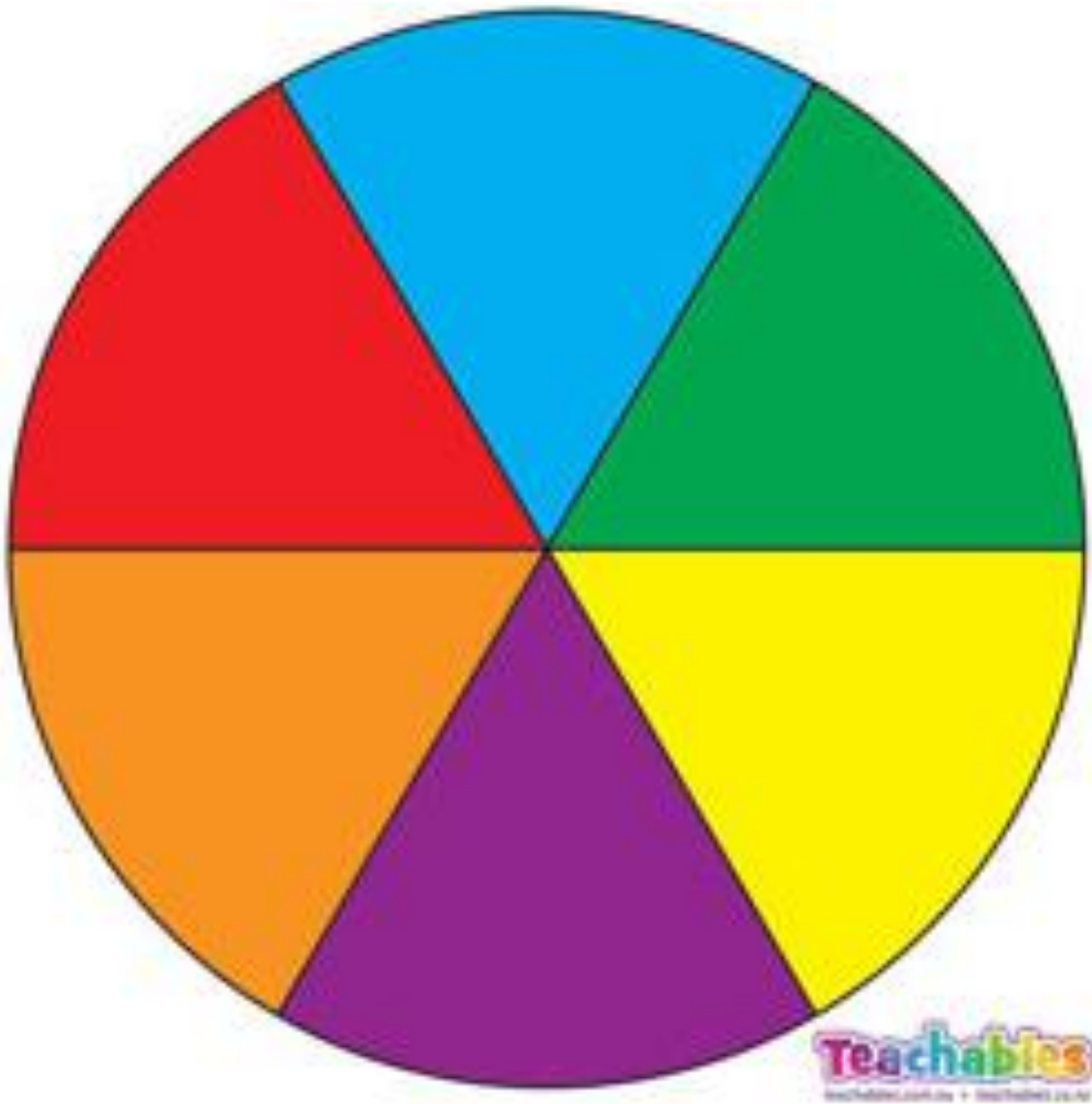
Make a lotto or matching game using the lotto sheets at the end of this handout. Name the different animals.

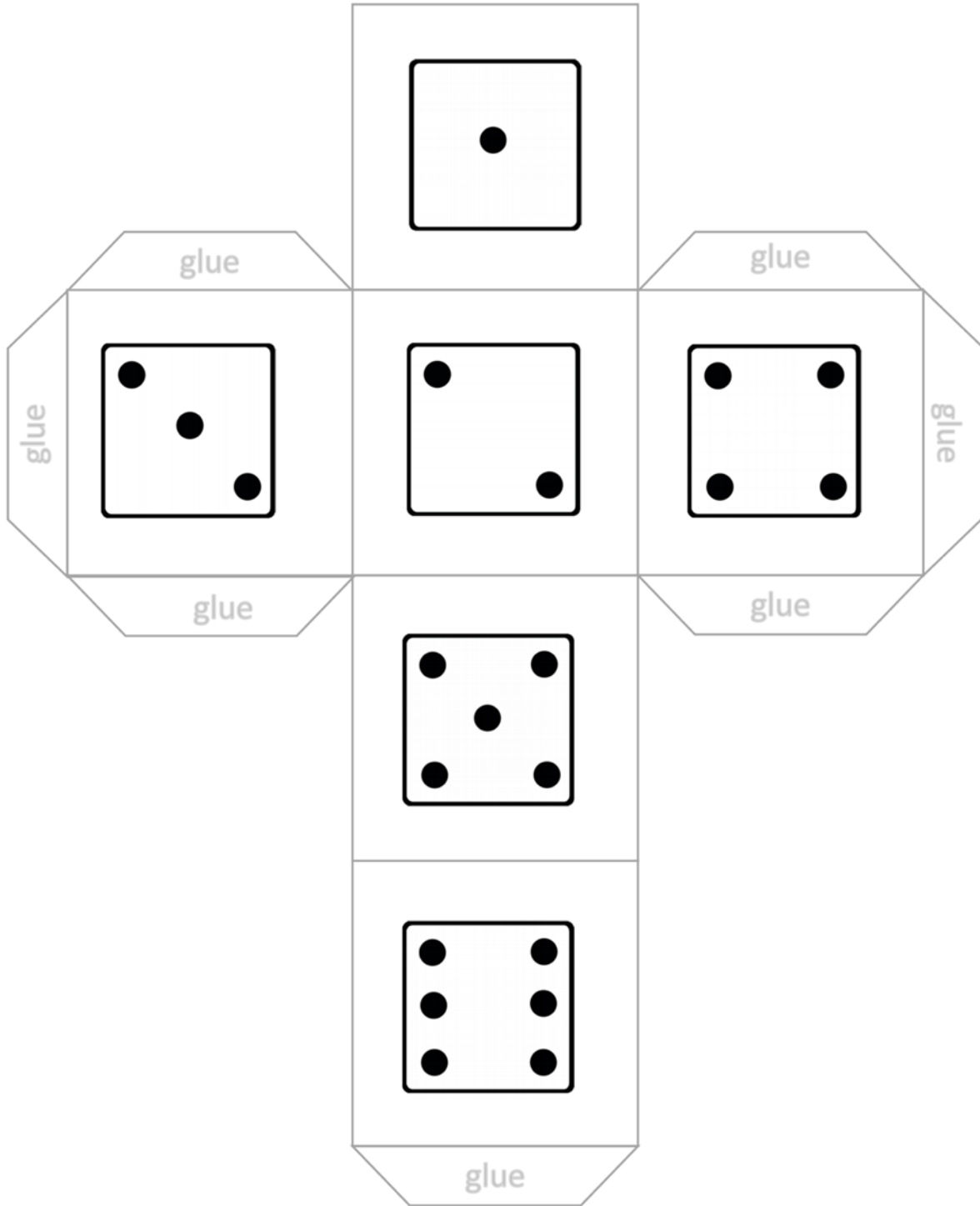
Extension- can your child remember which food the animal took in the story?



If you are doing an online shop, ask your child to sit with you and talk about the different items you need. If you are going out to the shops, ask your child to look with you at what is running out in your kitchen and help to make a list of what you need.

Colour spinner





Dice template for shopping basket game

Lotto/Matching cards

