







# Zog Maths

[ruth.pilling@stephenhawking.towerhamlets.sch.uk](mailto:ruth.pilling@stephenhawking.towerhamlets.sch.uk)

Number	Shape Space and Measures
<p>Play a game with 2 crown shaped strips and some large sequins/gems. Roll a dice, count that many onto the crowns until all the gems are gone.. Who has more? Can child tell by looking?</p> 	<p>Compare lengths different plasters and bandages in the doctor's set. Arrange from longest to shortest. Choose different sized plaster for different parts of body e.g. little finger/knee.</p> 
<p>1:1 correspondence Set a table for the dragon school with a picture of a different dragon on each chair (use those in the Zog colour matching game) or use toy dragons if you have them- give each dragon a rock to sit on; 1 pencil; paper; book etc. Do we have enough items?</p> 	<p>Make a castle using 3D shapes large and small: cardboard boxes; duplo; soft play blocks; small boxes and toilet rolls.</p> 



# Zog Maths

[ruth.pilling@stephenhawking.towerhamlets.sch.uk](mailto:ruth.pilling@stephenhawking.towerhamlets.sch.uk)

Small and large matching and sorting activities using variety tools and contexts- 1:1 matching, sorting by colour.



Explore rocks and stones of different weights. Use a balance to compare.



Continue repeating pattern crowns using different coloured shiny shapes/sequins

Retell the story using gold stars. Add one to a dragon puppet/outline each time. How many now?



Make a gold star counting book using shiny star stickers

Use coloured playdough (with glitter added?) to form the dragons in the story. Support child by describing as we form the dough: "we need a round shape with a pointy end"; "we need to roll/squeeze/pinch the dough". Add googly eyes and other body parts.





# Zog Maths

[ruth.pilling@stephenhawking.towerhamlets.sch.uk](mailto:ruth.pilling@stephenhawking.towerhamlets.sch.uk)

Roll a dice to thread toilet rolls onto a rope to make a large dragon- add the number on the dice each time (dotty dice or numerals for number recognition as appropriate).



Make a cardboard knight's sword, choosing how long it needs to be



Ongoing number rhymes with props including:

## *Five Green Dragons*

Five green dragons making such a roar.  
One danced away and then there were four.  
Four green dragons dancing around a tree.  
One danced away and then there were three.  
Three green dragons dancing around you.  
One danced away and then there were two.  
Two green dragons dancing in the sun.  
One danced away and then there was one.  
One green dragon having lots of fun  
She danced away and then there were none.

Five little dragons/princesses jumping on the bed

Counting in role: Using doctors set. How many plasters/bandages/spoons of medicine do we need?

Copy or make different patterns using dragon eggs/scales in 2 colours and egg boxes.





# Zog Maths

[ruth.pilling@stephenhawking.towerhamlets.sch.uk](mailto:ruth.pilling@stephenhawking.towerhamlets.sch.uk)

Follow a simple prescription number card.




Follow a simple visual recipe to make dragon playdough- e.g. green colouring and green glitter/ red colouring and red glitter.



Follow attached instructions to make 10 paper claws (adult to do). Play games putting 1 claw on each of child's fingers and counting, or in response to rolling a dice till all fingers have a claw.

Also see ideas in Supporting Early Number Awareness handout.

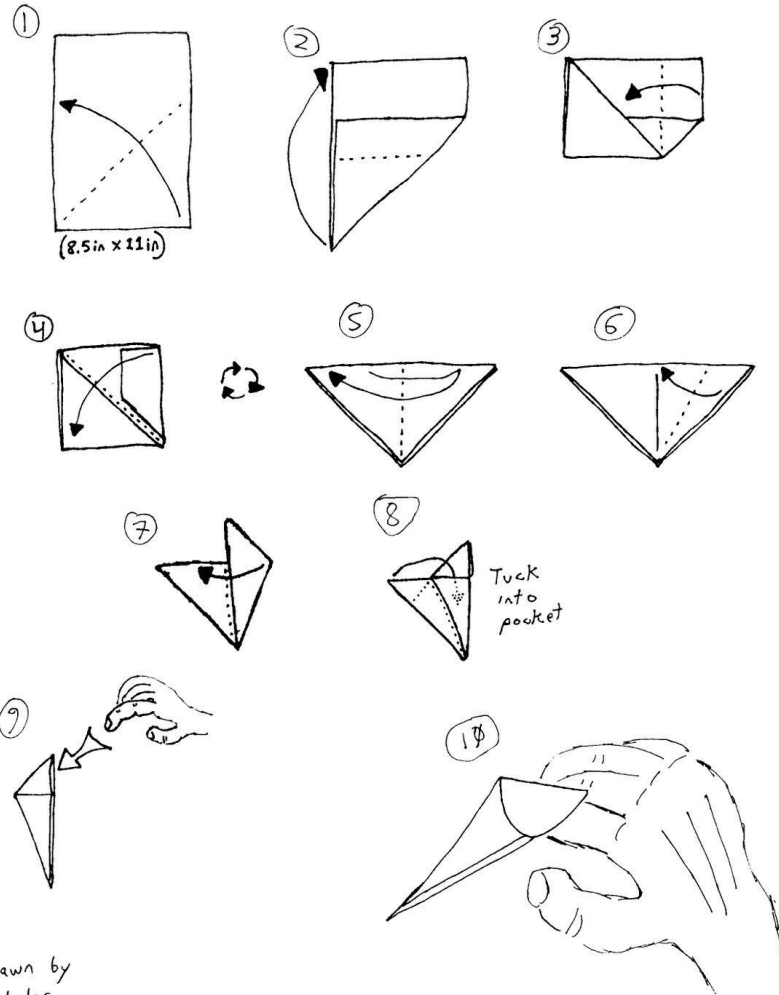




# Zog Maths

[ruth.pilling@stephenhawking.towerhamlets.sch.uk](mailto:ruth.pilling@stephenhawking.towerhamlets.sch.uk)

## Paper Claw



Drawn by  
Nicholas  
Abbas  
2010