




Handa's Maths

outreach@stephenhawking.towerhamlets.sch.uk

Number	Shape Space and Measures
<p>Play a game with 2 small baskets and mini fruits. Roll a dice, count that many into the basket until all the fruit is gone. Who has more? Can child tell by looking?</p> 	<p>Guess the fruit by putting it in a feely bag (using a blindfold- banana, avocado, tangerine) feeling it, then identifying which fruit from those that the child can see they think it was. Support using hand under hand by describing e.g. It feels long/round/pointy at the end/we can roll it.</p>
<p>1:1 correspondence Give one fruit from a basket to each child in the group/class at fruit/play time. Do we have enough? Do we need more? How many more?</p>	<p>Explore repeating patterns using cut up fruits and paint. Can child continue a pattern e.g. banana, tangerine, banana, tangerine?</p>
<p>Small and large matching and sorting activities using variety tools and contexts- 1:1 matching, sorting by colour.</p> 	<p>Set up a fruit stall using play and real fruits, baskets, price labels, 1p coins. See SHOR handout 'Setting up a Shopping Activity'. Add scales to explore weighing fruits and baskets with different capacities.</p>  <p>Put different numbers of fruits into baskets and balance on the child's head. Which has more? Which is heavier?</p>



Handa's Maths

outreach@stephenhawking.towerhamlets.sch.uk



Retell the story using fruits and animal masks/puppets, taking one fruit away each time and counting how many are left.

Use coloured playdough to form the fruits in handa's basket. Support child by describing as we form the dough: "we need a round shape with a pointy end"; "we need to roll/squeeze/pinch the dough".

When story is very familiar- match fruits to animals, matching to book if needed.



Explore shapes in African fabrics by looking and cutting out shapes from copies on paper.



Number rhymes with props linked to animals in the story:
 5 Little Monkeys Jumping on the Bed
 5 Elephants went out to play upon a spider's web one day
 5 little monkeys sitting in a tree teasing Mr. Crocodile you can't catch me
 The Goats Came Marching (tune of Ants came marching):

Cut up and explore the fruits and stones/seeds. Use cut up fruit to print different shapes.



Handa's Maths

outreach@stephenhawking.towerhamlets.sch.uk

The goats came marching one by one, hurrah! Hurrah!
The goats came marching one by one, hurrah! Hurrah!
The goats came marching one by one,
The little one stopped...to bask in the sun
And they all came marching down to the tangerine tree.



Make a simple tree and tissue paper stuffed tangerines. Put tangerines into the tree, then bump like a goat.
Count how many fell down each time.

Use a balance to compare weights of the different fruits

Paint pasta using African inspired patterns and use to make threading counting activities.

Use simple threading to make a basket



Follow pictorial instructions to buy fruits at shop and make Handa's fruit salad- e.g. 1 banana, 2 passion fruits, 3 tangerines.
Count the fruits, cut them up, enjoy the fruit salad!

Match fruits cut into two halves.
Use wooden Velcro cutting fruits to explore cutting in half.






Handa's Maths

outreach@stephenhawking.towerhamlets.sch.uk

Ask children in the class to choose their favourite fruit from the story and make a simple pictogram to show this.



Stick pictures of the different pages around the school and go for a walk with a basket of fruits, taking one out of the basket each time. Take photographs to make into a simple map.

