






The Very Hungry Caterpillar Maths







outreach@stephenhawking.towerhamlets.sch.uk

Number	Shape Space and Measures
<p>Play a game with 2 small baskets and mini fruits. Roll a dice, count that many into the basket until all the fruit is gone. Who has more? Can child tell by looking?</p> 	<p>Guess the fruit by putting it in a feely bag (using a blindfold-pear, apple, strawberry, plum, orange) feeling it, then identifying which fruit from two that are markedly different e.g. pear and orange; strawberry and apple; pear and plum)that the child can see they think it was. Support using hand under hand by describing e.g. It feels long/round/pointy at the end/we can roll it.</p>
<p>1:1 correspondence Give one fruit from a basket to each child in the group/class at fruit/play time. Do we have enough? Do we need more? How many more?</p>	<p>Explore repeating patterns using cut up fruits and paint. Can child continue a pattern e.g.orange, pear, orange, pear?</p>
<p>Small and large matching and sorting activities using variety tools and contexts- 1:1 matching, sorting by colour.</p> 	<p>Set up a fruit stall using play and real fruits, baskets, price labels, 1p coins. See SHOR handout 'Setting up a Shopping Activity'. Add scales to explore weighing fruits and baskets with different capacities.</p>  <p>Use paint and folded butterfly outlines to make butterflies. Talk about pattern- is it the same?</p>



The Very Hungry Caterpillar Maths

outreach@stephenhawking.towerhamlets.sch.uk

	<p>Use different shapes to print on one side before folding- square, round, triangle. Child to make choice of shape.</p> 
<p>Retell the story using fruits and caterpillar props/masks/puppets, taking one fruit away each time and counting how many are left.</p>	<p>Use coloured playdough to form the fruits in the story. Support child by describing as we form the dough: “we need a round shape with a pointy end”; “we need to roll/squeeze/pinch the dough”.</p>
<p>Thread red and green beads onto bamboo skewers to make caterpillars of different numbers of beads- roll dice to select that number of beads.</p> 	<p>Use play dough, googly eyes and pipe cleaners to make caterpillars and compare length. Can child make one that is longer/shorter? Use rolled sausages and balls.</p> 
<p>Ongoing number rhymes with props including: “Five little caterpillars sat upon a leaf, One little caterpillar fell asleep, When it woke up it found it could fly Now there are four caterpillars and one butterfly.” Etc.</p> <p>“FIVE little apples so red and bright were dancing about on a tree one night. The wind came rustling through the town One little apple came tumbling down.</p>	<p>Cut up and explore the fruits and stones/seeds. Use cut up fruit to print different shapes.</p> 



The Very Hungry Caterpillar Maths

outreach@stephenhawking.towerhamlets.sch.uk

FOUR little apples so red and bright
were dancing about on a tree one night." Etc.

"Five little butterflies by the door.
One flew away, then there were four.
Four little butterflies by the tree.
One flew away, then there were three.
Three little butterflies up in the blue.
One flew away, then there were two.
Two little butterflies out in the sun.
One flew away, then there was one.
One little butterfly now all alone.
She was so lonely, she flew home."

Make simple counting book by sticking pictures of fruits 1-5 and using a hole punch.



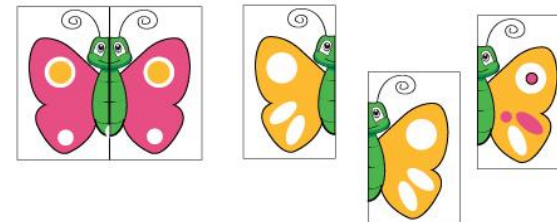
Roll play dough balls to put corresponding fruits on trees: 1 apple, 2 pears etc. Roll playdough to form corresponding numbers.



Roll balls to match to caterpillar cards

Use a balance to compare weights of the different fruits

Play a simple snap/pairs game using halves of butterflies




Manipulate paper in different ways to make caterpillars that are longer and shorter



The Very Hungry Caterpillar Maths

outreach@stephenhawking.towerhamlets.sch.uk



Thread painted toilet rolls onto rope to make a very long caterpillar!

Follow pictorial instructions to buy fruits at shop and make Caterpillar fruit salad- e.g.1 apple, 2 pears, 3 plums etc..
Count the fruits, cut them up, enjoy the fruit salad!




Match fruits cut into two halves.
Use wooden Velcro cutting fruits to explore cutting in half.




Ask children in the class to choose their favourite fruit from the story and make a simple pictogram to show this.

Make caterpillars from circles in different ways




The Very Hungry Caterpillar Maths

outreach@stephenhawking.towerhamlets.sch.uk



Make and play a simple Hungry Caterpillar track game



Use painted green pasta tubes to make a caterpillar necklace

