












Stephen Hawking Outreach Multisensory story plan

Text/Story: <i>The Snow Lion</i> by Jim Helmore									
Focus 1: Multi-sensory prompts: Boxes to make a house Mum and Caro figures/stick puppets Toy car		Focus 2: Multi-sensory prompts: White paper, paint, tissue paper, pieces white cloth.		Focus 3: Multi-sensory prompts: Torches and animal toys or cardboard templates (including a lion).		Focus 4: Multi-sensory prompts: Lion toy (ideally white but this will be tricky!)			
 									
Child Explore mum and Caro stick puppets and the toy car. Use boxes to make into a simple house and explore pretend play with this, the figures and car.	Adult: Observe. Name the puppets. Support child to build a house using the boxes. Read the first page up to 'top of a hill'	Child: Explore white materials. Use paint, paper etc. to make house built in previous session white all over.	Adult: Label materials white. Support child to paint and stick to make house all white. Read story up to 'even the doors were white'	Child: In a darkened room, cupboard or under a table with a cloth over, explore using the torch to make different shadows on the wall.	Adult: Support the child to explore and name the shadows. Read the story up to 'Caro turned around' and ask the child if they can guess whose shadow it is?	Child: Look for and find the lion hidden by adult in the classroom/school/outside. Hide the lion and indicate to adult to find it.	Adult: Support child to play hide the lion. Use positional language to model where it was hidden once found. Read story up to 'all day'		
Key phrase (signs highlighted) Mum, girl, house, car Caro		Key phrase (signs highlighted) Walls, ceiling, doors, white		Key phrase (signs highlighted) Animal names; lion; light; shadow		Key phrase (signs highlighted) Hide, find, lion. On, under, behind, in			

Focus 5: Multi-sensory prompts:  Simple diamond kite (you could make this ahead of time with the child or use a shop-bought one)		Focus 6: Multi-sensory prompts:  iPad and a busy playground!		Focus 7: Multi-sensory prompts:  House from earlier session and coloured paints		
Child: Explore the kite. Indicate where to go to fly the kite. Try inside and outside, as determined by the child.	Adult: Support the child to fly the kite inside and outside. Read the story up to 'Let's play again' she said'	Child: At playtime, use the iPad to take photographs of children playing in different ways e.g. on climbing frame; football; chase; hula hoops; skipping.	Adult: Read up to 'chocolate cake'	Child: Choose and use coloured paints to decorate the white house.	Adult: Support child to name colours. Read story up to the end.	
Key phrase (signs highlighted) Kite, fly, outside, wind		Key phrase (signs highlighted) Play, friends, jump, climb, slide, hide		Key phrase (signs highlighted) Colour names, house, rooms		

Further literacy activities: <ul style="list-style-type: none"> • Make simple card shadow puppets and create a simple version of this or another familiar story. • Make a book or Our Story about how child likes to play with her friends using photographs. Use on sight word vocabulary to make a simple repeating story if appropriate e.g. "We play" 	Maths activities: <ul style="list-style-type: none"> • Take photographs of lion hidden in different places and use positional language to describe. • Follow adult's instructions using positional language for where to hide the lion toy.
--	--

- Teach the hide a lion game to a peer or small group of peers.
- Go outside on a cloudy day, lie down and look at the clouds. Can you see any shapes?
- Explore a range of lion stories:



'How to Hide a Lion at School' and 'Library Lion' are both hyperlinked through the images to planning on our website.

- Join in with or continue the count from a pause up to 5/10/20 when playing Hide and Seek.

Fine Motor activities:

- Explore making shadow hand puppets. You can find ideas [here](#).
- Make and fly a range of simple kites. Get some ideas [here](#).
- Make simple furniture for the house using cardboard shapes.
- Make a cotton wool clouds in the sky collage picture.
- Explore a range of lion fine motor activities

