









STEPHEN HAWKING SCHOOL

Sensory play activities

	<p>Shaving foam or squirty cream on a large tray. Add:</p> <ul style="list-style-type: none">• Glitter• Different food colouring or paint• Cotton wool balls• Rice
	<p>Sensory bottles. Fill the bottle with water and add:</p> <ul style="list-style-type: none">• A few drops of oil (mixed with food colouring)• Glitter or sequins• Small plastic shapes, beads, figures etc <p>GLUE THE LID ON SECURELY!</p>
	<p>Sensory boxes. Place dried materials in a box and bury objects in it. Some suggestions are:</p> <ul style="list-style-type: none">• Shredded paper• Dried rice or pasta• Wood shavings or chips• Uncooked popcorn <p>Provide scoops, containers, funnels etc. to explore.</p>
	<p>Water play (this can be at bath-time). Use different objects such as:</p> <ul style="list-style-type: none">• Containers to pour• Things that float and sink• Bubbles• Sponges• A doll to bath
	<p>'Old MacDonald had a farm' with some dirty animals (in compost) that he needs to clean (provide an old toothbrush etc. to brush the animals with)</p>

	<p>Make up ice cubes with small objects in them, or freeze a small bag of water with objects in it.</p> <p>Provide a bowl of warm water to melt the cubes in.</p>
 	<p>Jelly play. Make up different coloured jellies.</p> <p>Hide objects in when the jelly is made for your child to find.</p>
	<p>Tear pieces of tissue paper or old magazines. Screw up into a ball and stick onto an outline drawing to make a collage</p>
 	<p>Mix up cornflour with a small amount of water and food colouring to make a thick paste (this is very messy play!).</p> <p>There are lots of variations, such as adding cocoa powder to make 'mud' for the farm animals, porridge oats, etc. to make different textures.</p>
	<p>Make a sensory umbrella (great for lying under to chill out).</p> <p>Provide torches to shine onto the umbrella when lying underneath it.</p>
	<p>Squeezy balloons (The Imagination Tree)</p> <p>1 cup of cornflour ½ cup hair conditioner Balloons</p> <p>Mix the cornflour and conditioner together. Break into small pieces and push inside inflated balloons. Tie securely</p>



Sand clay (The Imagination Tree)

2 cups clean sand
1½ cups plain flour
1¼ cups salt
1 cup warm water

Mix together sand, salt and flour.
Slowly add water and mix together, making sure it is not too sticky.
Knead dough on a floured surface until stretchy and soft (like playdough)

Use this to make prints, stick shells, beads etc. in to.



Bubblesnakes

Old plastic bottle
Socks
Bubble mixture

Cut the bottom off a plastic bottle.
Pull a sock over the end, up to the top and use sticky tape to hold in place.
Dip sock-covered end into bubble mixture.
Blow through the top end.