


STEPHEN HAWKING SCHOOL

The Very Hungry Caterpillar



Explore the storybook together or enjoy the story being read online:

https://www.youtube.com/watch?v=09Sf_7-aiLQ&feature=emb_err_watch_on_yt



Create a pipe-cleaner caterpillar (green body with red thread wrapped around one end), for your child to post through the holes in the pages



If you have access to an outside area collect leaves with your child, or make paper leaves. Place them in a tray with caterpillars (finger puppets or simple models, pipe cleaners etc.) inside for your child to find

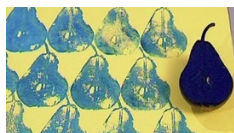


Hide plastic fruits in shaving foam for your child to find



Explore fruits, e.g. Apple, pears, plums, strawberries, oranges in a basket/bowl

- Look at, squeeze, smell, taste fruits
- Sorting different fruits (different fruits, by colour etc.)
- Use knife to cut fruits in half and explore them. Make a fruit salad for the family
- Use a blender to make a fruit smoothie
- Fruit printing



Make playdough fruits etc. from the story (see handout on 'Playdough activities' for a recipe).

- Use the play food for sorting and matching
- Play shops- find the fruits and count them as they are put in a shopping bag
- Buy food using pretend money or a card
- Using a baking tin for buns, place 1 playdough apple in each section, then 2 playdough oranges, etc.
- Make fruit sequences using the playdough food (e.g. apple, orange, apple, orange, etc.)



Make a playdough caterpillar using red play dough, green playdough, goggle eyes and pipe cleaners, etc.



Glitter shaving foam- hide plastic food items to find.
Can then sort- same/different, or count 1 or 2, etc.



Play food to cut up and match- same/different etc.



Butterfly farfalle pasta (dyed/painted different colours- your child can be involved in making this in an earlier activity) in a tray.

Add paper cut-out butterflies in different colours.

Provide scoops and stirrers and containers (some with lids) for your child to explore



Collages:

- Make a butterfly collage from different butterflies including:
Mark making with finger painting, chalks, colouring pens, etc.
Scrunching tissue paper to stick on outlines
outlines of illustrations elements
- Caterpillar collage- use different materials for each circle of the caterpillar



Symmetry painting



Make a caterpillar paperchain




Paint pasta tubes green and thread onto a string or pipe cleaner



Make a hungry caterpillar for your child to feed with plastic or playdough food




Make a story sequence- cut out the pictures from the sequencing sheet at the end of this handout. Stick each one onto a peg, and then peg them onto a line in the story sequence



Make a lotto game using the lotto sheets at the end of this handout

Sequencing cards



The Very Hungry Caterpillar sequencing cards

Lotto cards

