







Stephen Hawking Outreach Multisensory story plan

Note: All activities work well when explored with a peer/small group of peers

Text/Story: 'Traction Man' Key vocabulary for this unit: superhero, doll, water, wash,							
Focus 1: Multi-sensory prompts: As many as possible from: Masks and capes Goggles, snorkel, mask Head bands, wrist bands (or ribbon to make) Flippers Swimming hats Shiny gloves 		Focus 2: Multi-sensory prompts: Farm animal toys Pillows/cushions Superhero mask and cape 		Focus 3: Multi-sensory prompts: Bowl/sink Water Washing up liquid / bubbles (child-friendly formula) Bowls, spoons, jugs, sieves, whisks of different materials 		Focus 4: Multi-sensory prompts: As focus 3, plus scrubbing brushes, sponges, cloths, washing up gloves 	
Child With two other children, explore putting on the Traction Man outfits and looking in the mirror	Adult: Support child with putting on if needed Ask child if they would like 'more' or 'finished' to indicate when outfit complete using sign- wait and give opportunity for child to sign	Child: Choose and out on superhero outfit Look for farm animals hidden under pillows/cushions-	Adult: Put on superhero outfit also (and particularly if child is reluctant)	Child: Fill bowl/sink with warm water from tap/jugs Add bubbles Mix with hands and	Adult: Introduce new items gradually Comment on child's play e.g. "The bubbles are getting bigger"; "The	Child: As focus 3 Try on rubber gloves Use brushes, scourers etc. to clean items in sink	Adult: As focus 3 Model verbs e.g. scrub, wipe, wash

	<p>Ask child "Where's...." using another child's name using sign Take photographs of different outfits</p>	<p>collect in a basket/box</p>	<p>Ask "where's...farm animal name?" Comment on where they found : "The cow was hiding"; "under the pillow" Name and sign animals as they are found</p>	<p>explore bubbles Explore moving water with hands, jugs, bowls, spoons, whisks, sieves</p>	<p>water is pouring down" Hide items in bubbles and ask child "Where's..." Model squeezing water from sponges into containers</p>		
<p>Key phrase (signs highlighted) Where's...child's name? hat, gloves, mask more finished</p>	<p>Key phrase (signs highlighted) "where's...cow/pig/sheep/hen?" The cow was hiding under the pillow</p>	<p>Key phrase (signs highlighted) Bubbles Water "Where's...item name"</p>	<p>Key phrase (signs highlighted) Gloves Brush Scrub wash "Where's...item name"</p>				
<p>Focus 5: Multi-sensory prompts: Dolls (Barbie, Disney or similar) Clothes Shoes Hairbrushes</p> 	<p>Focus 6: Multi-sensory prompts: Dolls buried in soil/dirt/chippings Washing up bowl with soapy water Scrubbing brushes and scourers Towels and hair drier</p> 						

<p>Child: Explore dolls, clothes, brushes</p>	<p>Adult: Parallel play alongside Comment on child's actions "You're putting on/taking off." and clothes vocabulary: dress/skirt/trousers/shoes etc. Offer choices from 2 garments/brushes/dolls</p>	<p>Child: Explore dirty dolls- covering and uncovering, shaking off dirt Use washing up bowl and brushes/scourers to clean them Use towels to dry dolls</p>	<p>Adult: Ask "Where's the dolls?" Comment on play using key words- dirty, wash, sad, happy etc. Take photographs Offer choice from 2 cleaning items to wash dolls e.g. scrubbing brush or scourer Use hairdryer to dry dolls hair and for child to feel sensation of warm air</p>	
<p>Key phrase (signs highlighted) Doll Dress Trousers Shoes Brush hair</p>	<p>Key phrase (signs highlighted) Where's the dolls? Dirty Wash Sad happy</p>			



Outcomes noticed (including engagement levels)	Next steps/activities
	<ul style="list-style-type: none">• Where child is learning alongside peers, adult model use of names and signs and encourage child to do the same.• Use photos of children in superhero costumes to make a book• As above to make a flap book using simple repeated phrase “Where’s...and child’s name.”• Take photographs of children in class dressed up as superheroes to them in a finding activity responding to “Where’s...name”• Make and decorate superhero mask, responding to choices offered from 2 shapes/colours/types decoration• Repeat focus 1 dressing up dolls and / or teddies• ‘What’s in the bag’ activities with superhero costume props; farm animals;• Sing “Child’s name had a farm” using toy farm animals as prompts- say and sign animal names• Hide plastic animals under containers, around the classroom, inside playdough and encourage the child to find them, matching to a phot list. Name and sign the animals.• Encourage child to use a photo of a farm animal to sign to another child “Where’s...animal name” during a finding game.• Repeat washing up activity- child to choose which of 2 sets objects from story to wash e.g. farm animals, dolls, dishes• Use scrubbing brushes/scourers etc. for mark making• Bubble printing• Add googly eyes to spoons/ scrubbing brushes to retell parts of the story• Put bare toes into soapy water and take pictures of each other’s toes. Dip toes into water of different temperatures including with ice cubes and describe- hot/warm/cold.