








Stephen Hawking Outreach Multisensory story plan
Key vocabulary for this unit: dogger (dog); bear/teddy; bricks; ball; doll; hiding; where's?

Text/Story: Dogger							
Focus 1: Multi-sensory prompts: Toy dog/puppy String Trolley (poss make one with Duplo) Blanket 		Focus 2: Multi-sensory prompts: Toy dog Bowl of water Washing line Pegs 		Focus 3: Multi-sensory prompts: Teddies Blanket, pillow to make bed 		Focus 4: Multi-sensory prompts: Toy dog 	
Child Take dog out of bag/box and handle,cuddle Explore putting dog on trolley and pulling along, wrapping in blanket, pulling on lead	Adult: Follow Child's lead, model key words and signs Copy and develop her play. Model key word and sign 'dog'.	Child: Explore soapy water and bubbles with clothes in Explore putting toy dog into water and washing (adult to lead if needed) Explore pegs, line and wet clothes and dog	Adult: Follow Child's lead initially, model key words and signs Model or follow her washing, squeezing, dripping with clothes and dog and using pegs and washing line	Child: Take out and explore teddies Explore pillow and blanket Put teddies into bed	Adult: Model how to make bed if needed Model key words and signs teddy, hug, sleep Sing lullaby Model counting of teddies	Child: Join in hiding game Cover eyes with hands while adults hides dog Look for dog	Adult: Hide dog in various places Support Child to cover her eyes Model key words and signs where's?, dog, hide
Key phrase (signs highlighted) Dog, hug		Key phrase (signs highlighted) Wash, dog		Key phrase (signs highlighted) Teddy, sleep, hug		Key phrase (signs highlighted) Where's?, dog, hide	

Focus 5: Multi-sensory prompts: Range toys Large box 		Focus 6: <i>With group of peers</i> Multi-sensory prompts: Dressing up clothes Mirror 		Focus 7: <i>With group of peers</i> Multi-sensory prompts: Range toys including dog Price labels with 1p on them Large box or small table Cloth 1p coins Purse 		<u>Fine Motor/Mark Making Activities</u> <ul style="list-style-type: none"> • Range of brushes to brush teddy/dog/ doll's hair • Large tongs to move toys from one box to another • Mark making on large sheets paper with markers attached to toy cars with tape • Pull trolley along with wheels dipped in paint on large sheets paper • Roll range balls in paint on large sheets paper to make marks • Punching holes in price tags • Cutting lengths of string for price tags • Squeezing sponges in washing up water • Pegging range items on washing lines • Dressing and undressing dolls
Child: Explore toys in box Follow adult prompts to look for dog	Adult: Follow child's lead taking out toys Model key toy words Prompt Child to look for the dog "Where's the dog?" using signs and a photograph if needed	Child: Explore costumes, putting them on	Adult: Follow Child's lead Model key position words when Child puts clothes on, under, around herself	Child: Take out and explore toys Put on table (adult prompt if needed) Explore coins in purse Buy toys from stall using 1p coins	Adult: Put cloth over box to make stall Model attaching price tags Act in role as stall holder	
Key phrase (signs highlighted) Dog, teddy, ball, bricks		Key phrase (signs highlighted) On, over, around		Key phrase (signs highlighted) Dog, teddy, ball, bricks, one, money		

Next steps/activities ENGLISH

- Use photographs from sessions to make Our Story books and simple photo books e.g. 'Where's the dog?'
- Make Our Story/ photo book with single words and signs for key toy words
- Make Our Story/ photo book of Child and peers in costumes- 'Sameena is a fairy; Abdul is a fireman' etc.

Next steps/activities MATHS

- Bubbles in water tray and range containers to fill and empty
- Explore range toys on a slope or slide to see which have shapes that roll/slide/neither
- More shopping role play using 1p coins
- Put all the toys in a range of boxes to find out which will hold them all
- Ten in the Bed song with toys, blanket etc.